
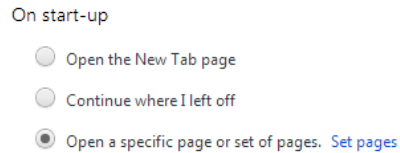



In Chrome

- click on  (top right hand corner)
- Then settings
- Within the On Start up area click on Set pages and enter the addresses of those that you want to appear.



In Firefox

- Click on  (top left)
- Then Options and Options again
- In the General tab enter the web address as the Home page.

Important Notice

Allowing children to explore and find things on the Internet is a wonderful way of opening their eyes to opportunities and information that they might not ordinarily meet. However, to make sure that they make the most of the educational opportunity they need to be taught how to explore. Safer boundaries can be set by using the ideas given in this leaflet.


There could still be times when they see things that are inappropriate. They need to have ways to let you know about these incidents without fear of sanctions being placed on their use of the computer or tablet.

As they grow older you might consider reducing the restrictions.

Look at our web site: <http://bit.ly/somersetesafety> for more resources.



Safer Searching



A guide on how to control the websites that children can find



When children search the Internet they have access to a wonderful kaleidoscope of information and data. Search engines such as Google makes this easier by ranking sites to indicate those that they think match the search criteria.

Unfortunately, there are many inappropriate web sites and pages that have information that might be inappropriate for children.

This guide suggests some ways in which you can educate and protect your child while they search the Internet.

Technical Answers

Internet Provider

You can prevent age inappropriate materials being received through your internet connection, including any wireless access. Companies provide extra software supported with excellent video guides which can be found on the UK Safer Internet Site at:

<http://bit.ly/13tkep0>

You can normally set the age limit of what can be seen, time limits of when they can access the internet and see a history of where they have been.

Controls on computers

Many providers provide controls that can be placed on individual machines.

Microsoft have various Parental controls according to the version of the software that you have:

Windows Version 7 is here: <http://bit.ly/19zwRwz>

With a general site being here: <http://bit.ly/17VWuv8> with a link into their Windows Live Family Software.

iPads can have controls by following the instructions here: <http://bit.ly/15V5y4P>

Tablets using Android can also have settings and controls set. A good place to look at this website: <http://bit.ly/1am34tI>

Search engine controls

Microsoft have integrated controls into the Windows environment through their Windows Live Family Software available from: <http://bit.ly/17VWuv8>

Google call theirs SafeSearch and it can be found here:

<http://bit.ly/1aabbbe>

In Firefox you have to download an Add-on. There is a list of the 'Parental control' ones here: <http://mzl.la/19zy>

Other ways

There are search engines that you could immediately adopt without the need to change any settings.


BBC Find <http://www.bbc.co.uk/cbbc/find> (KS1)

Swiggle <http://www.swiggle.org.uk>

Primary Safe Search <http://primaryschoolict.com>

SearchBox <http://www.searchbox.co.uk/kids.htm>

In Internet Explorer You can set these search engines as the home page, so that they appear when the browser is first loaded by:

- clicking on the cog symbol  (top right hand corner)
- then Internet options
- then typing this address into the box
- and finally clicking OK

